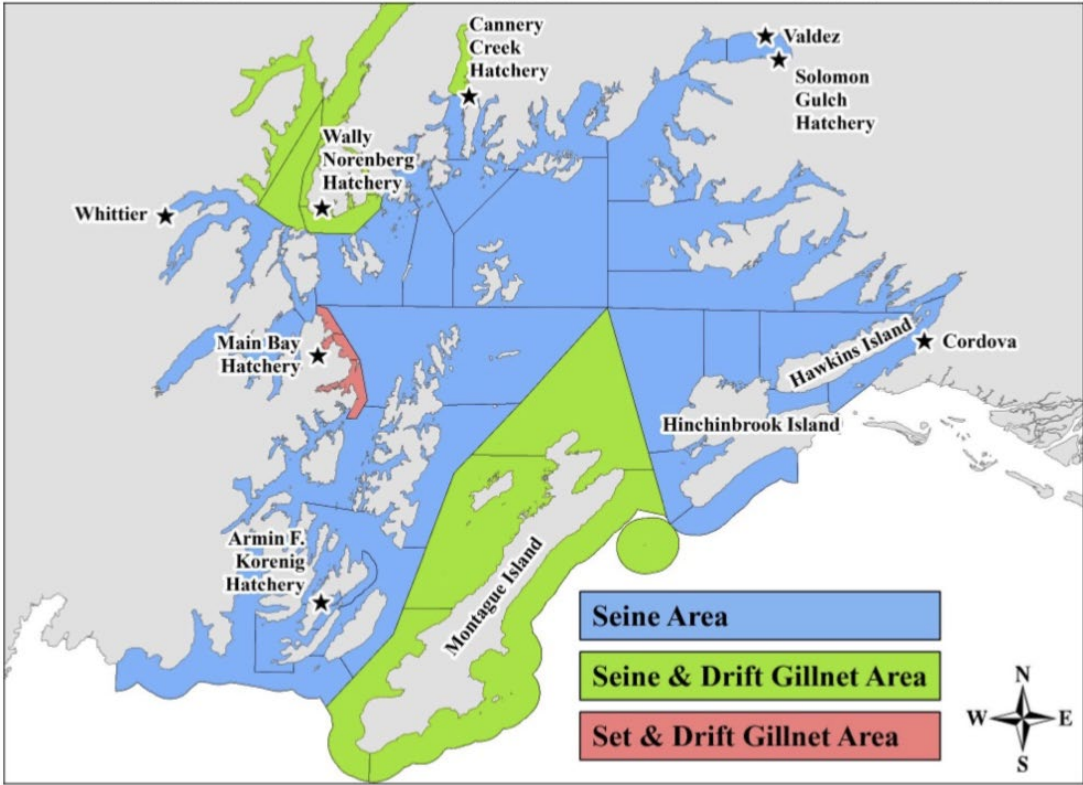


From: Forest Jenkins
To: DFG, BOF Comments (DFG sponsored)
Subject: RC Tables and References PWSSA
Date: Friday, December 3, 2021 2:29:51 PM

Purse Seine and Drift/Set Gillnet Areas of PWS



Allocation Calculation

Reminder: Only PWSAC stocks are used in the calculation, wild stocks, including the Copper and Bering River Districts, and VFDA stocks are not included. Calculation uses a 5-year rolling average with adjustments made the year following the calculation.

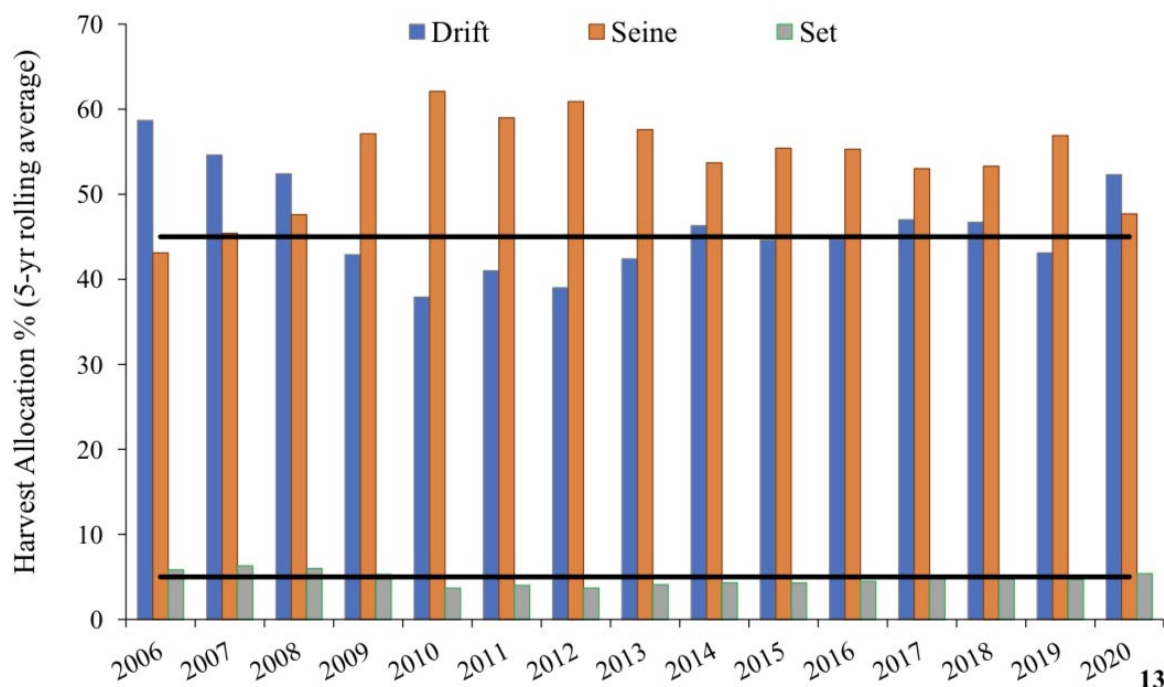


Table 1.—The 2019 COAR price per pound by gear type, species, and area.

2019	Drift Gillnet		Purse Seine		Set Gillnet	
Species	Copper/Bering	Prince William Sound	Prince William Sound	Prince William Sound	Prince William Sound	Prince William Sound
Chinook	\$9.05	\$5.10		\$0.92		\$2.90
Chum	\$0.26	\$0.52		\$0.55		\$0.57
Coho	\$1.53	\$1.36		\$1.07		\$0.59
Pink	\$0.27	\$0.26		\$0.30		\$0.26
Sockeye	\$3.04	\$2.06		\$1.92		\$2.10

Table 2.—Values and percentages by gear type for Area E.

Year	Drift Gillnet		Purse Seine		Set Gillnet	
2015	\$13,178,750	35.6%	\$23,825,054	64.4%	\$1,930,673	5.0%
2016	\$13,947,405	86.0%	\$2,279,015	14.0%	\$1,821,330	10.1%
2017	\$18,746,118	43.6%	\$24,231,312	56.4%	\$1,657,029	3.7%
2018	\$24,386,998	58.6%	\$17,232,200	41.4%	\$1,779,424	4.1%
2019	\$17,589,144	44.3%	\$22,101,479	55.7%	\$2,217,133	5.3%
Grand Total	\$87,848,414		\$89,669,060		\$9,405,589	
5-yr Average		49.5%		50.5%		5.0%

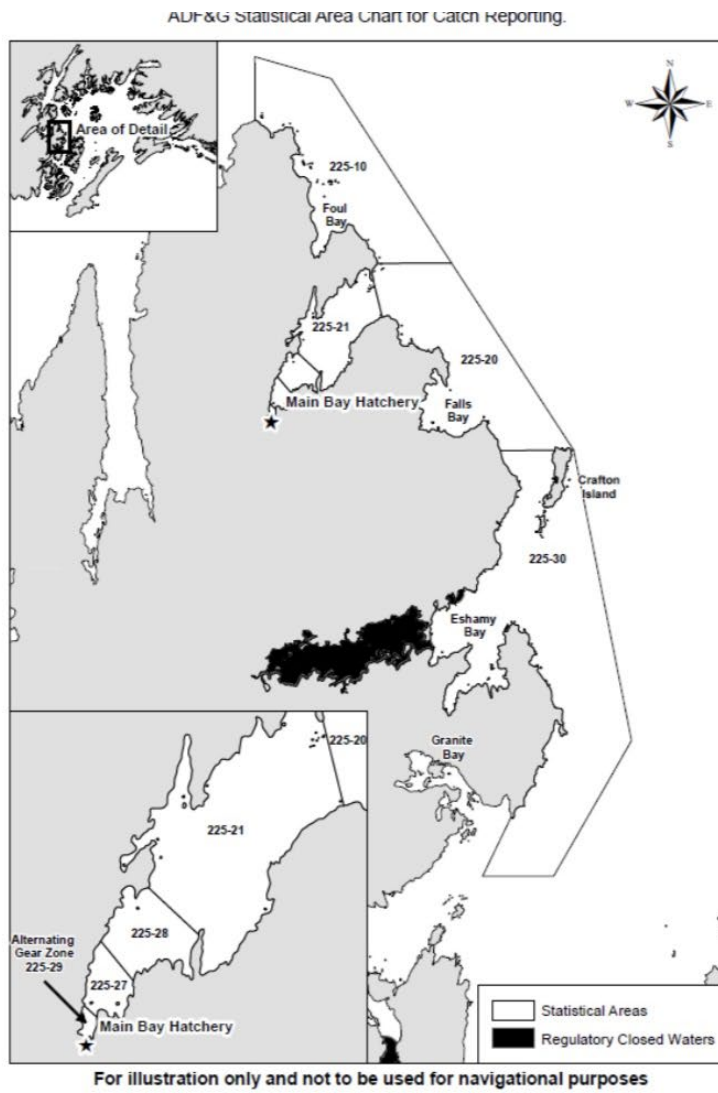


Figure 45-1.—Eshamy District map.